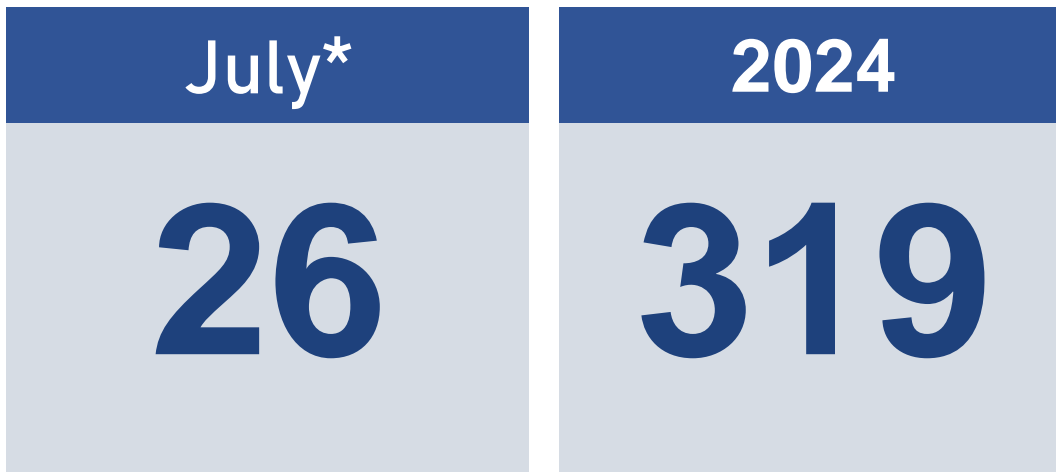


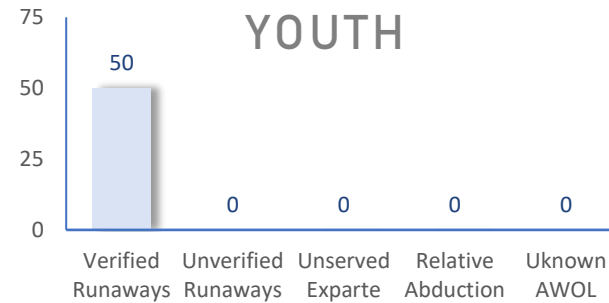
The following statistics show the status and demographics of absent Kansas foster youth and track DCF's successful recovery efforts.

## RECOVERED YOUTH

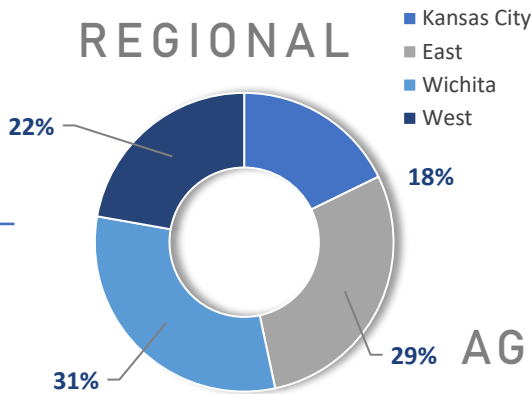


\*A youth may be recovered more than once per month.

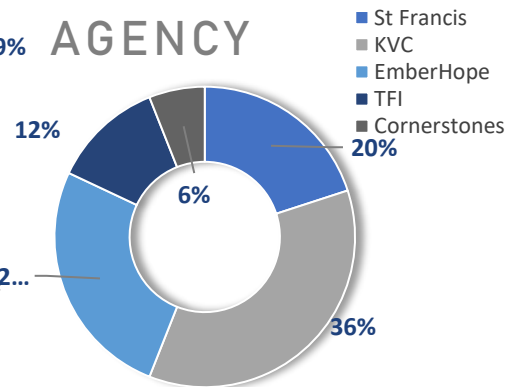
## CURRENT AWOL YOUTH



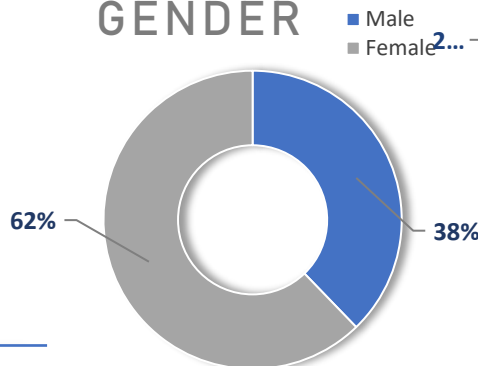
## REGIONAL



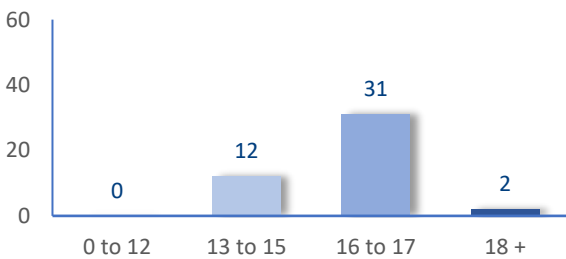
## AGENCY



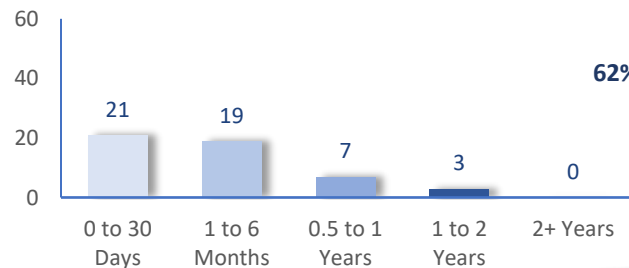
## GENDER



## AGE



## TIME



## DAILY AWOL YOUTH

# 2024

April		May		June		July	
DATE	# AWOL	DATE	# AWOL	DATE	# AWOL	DATE	# AWOL
1	66	1	65	3	62	2	54
2	69	2	65	4	60	3	54
3	70	3	64	5	60	5	50
4	70	6	61	6	61	8	50
5	69	7	61	7	61	9	46
8	70	8	63	10	65	10	42
9	68	9	65	11	67	11	42
10	68	10	67	12	65	12	44
11	68	13	71	13	62	15	45
12	68	14	71	14	59	16	45
15	70	15	71	17	59	17	50
16	70	16	76	18	59	18	
17	72	17	72	20	58	19	
18	71	20	70	21	51	22	
19	60	21	68	24	52	23	
22	64	22	67	25	52	24	
23	65	23	70	26	53	25	
24	68	24	68	27	52	26	
25	73	28	65	28	52	29	
26	69	29	65			30	
29	68	30	67			31	
30	65	31	64				